



## West Coast Rainware Colors



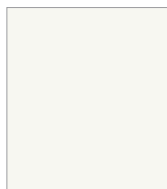
Frost - FR




\* 30 Deg. White - WH




50 Deg. White - 50




80 Deg. White - 80




NX Linen - LN




NX Almond - AD




Linen - LI




Cameo - CA




Almond - AL




Heritage Cream - HC




\* Classic Cream - CC




NX Dune - CD



Wheat - WT



Sandtone - ST



\* Desert Sand - DS



NX Sand Stone - SS



\* Wicker - WI



NX Sierra - SI



Norwegian Wood - NW



\* Pebblestone Clay - PC



Montana Suede - MS



Terra Bronze - TB



Rustic Copper - M2 (prem. color)



Copper Penny - CP



Bronze - BZ



\* Harvest Brown - HV



Musket Brown - MB



\* Royal Brown - RB



\* Beaver Brown - BB



Weathered Bronze - WB



Buckskin - BU



\* Black - BK



\* Evergreen - EG



Spanish Green - SP



Marine Green - MR



\* Redwood - RW



Rosewood - RS



\* Charcoal Grey - CG



\* Harbor Grey - HG



\* Victorian Grey - VG



\* Tahoe Blue - TA



\* Country Blue - CU



Sea Blue - S7



Peach - PH



Desert Mauve - DM

\* Available in Steel

*Note: Please refer to metal color swatches for color accuracy. Color appearance may change when viewed at different angles or in sunlight.*

PROUDLY FINISHED WITH  
**SHERWIN-WILLIAMS®**  
Coil Coatings